


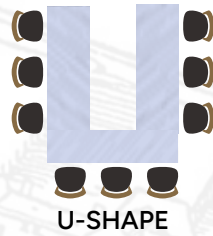


St.

# Duke Suite/s

## Room Capacities



Setup	Dukes Suites	Dukes Suite 1	Dukes Suite 2
Boardroom	20	10	10
Classroom	24	-	-
Theatre	40	20	20
U Shape	15	-	-
Standing	40	-	-
Ceiling Height	2.4m	2.4m	2.4m
Width x Length	6.0m x 6.2m	6.0m x 3.1m	6.0m x 3.1m
Room Size (Square metres)	37.2 sqm	18.6 sqm	18.6 sqm